

PL-PK200A / PL-PK205A

## TWO POST CAR PARKING LIFT

- ✓ Electric control
- ✓ Hydraulic drive
- ✓ Chain balance
- ✓ CE approved



### PRODUCT DESCRIPTION

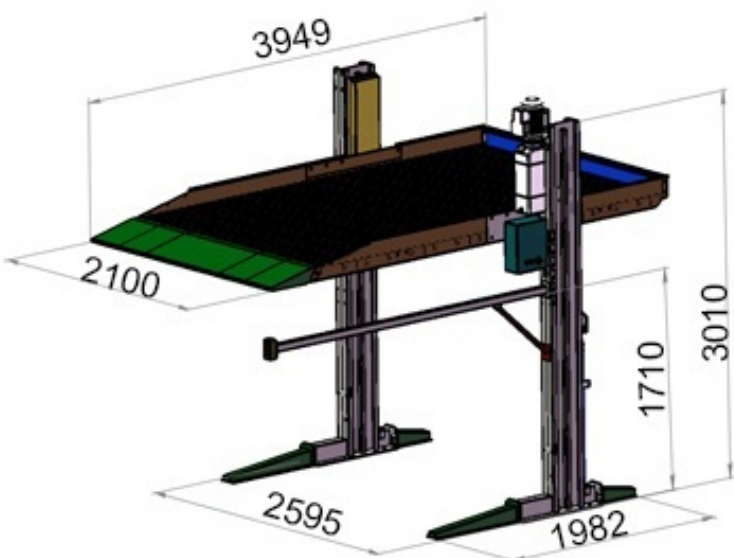
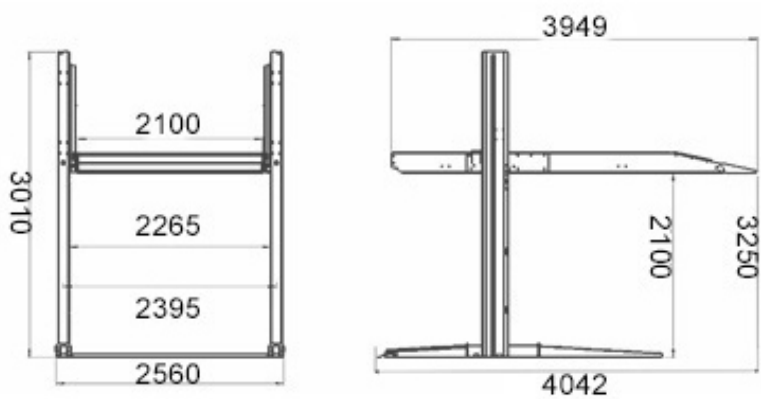
PK200A/205A is changed by Two stage intelligent inverted cylinder type two post parking lift. Others parts are same, just hydraulic is different.

Have two levels, you can use it to parking 2 cars. Lower cars can be parked or taken at will, if we want to park or take the upper cars, we have to take the lower cars first.

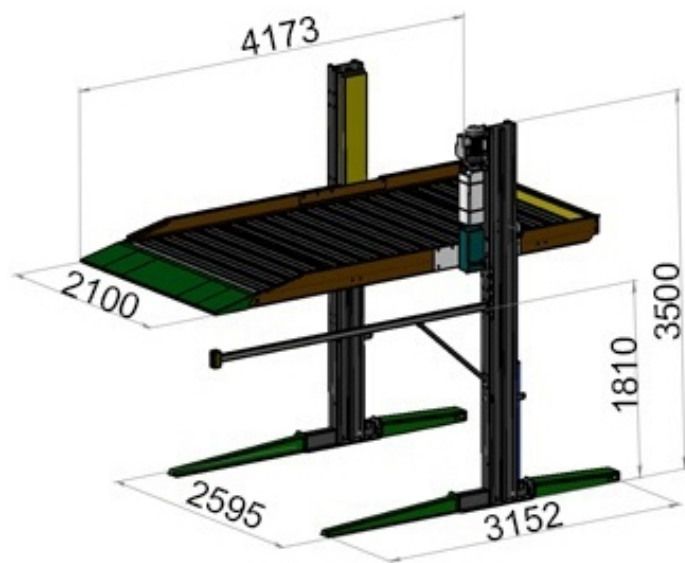
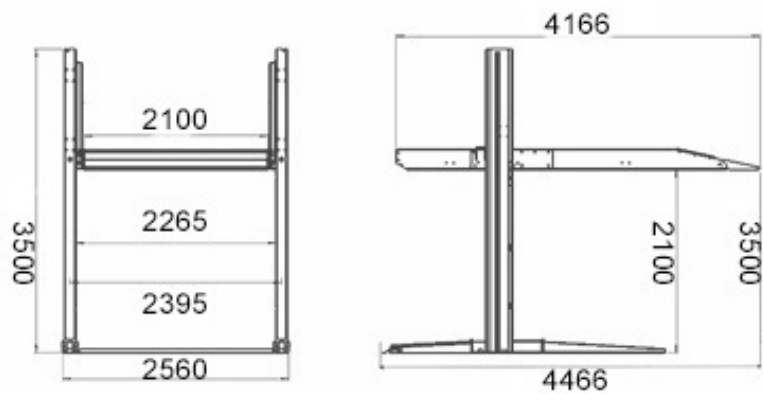
Equipment max-lifting height is 2100 mm, max-lifting capacity is 2000 kg/2500 kg. Suitable for parking SUV and sedan. Equipment size can be customized by customers.

This product is widely used in banks, hospitals, hotels, supermarkets, entertainment, office enterprises, public institutions and residential areas.

### PL-PK200A




### PL-PK205A



|                         |  |                                      |
|-------------------------|--|--------------------------------------|
| Name                    | Two post parking lift  |                                      |
| Model                   | <b>PL-PK200A</b>   | <b>PL-PK205A</b>                     |
| Equipment size          | 4042*2560*3010 mm(can be customized)                                   | 4465*2560*3500 mm(can be customized) |
| Lifting weight          | 2000 kg  | 2500 kg                              |
| Lifting height          | 2100 mm (can be adjusted)  | 2100 mm (can be adjusted)            |
| Column height           | 3010 mm (can be customized)  | 3500 mm (can be customized)          |
| Rate running            | 2 m/min (can be adjusted)  | 2 m/min (can be adjusted)            |
| Car platform size       | 3949*2100 mm (can be customized)                                       | 4166*2100 mm (can be customized)     |
| Package size            | 3800*800*800 mm  | 3850*1000*970 mm                     |
| Equipment weight        | 950 kg   | 1032 kg                              |
| Power unit motor        | 2.2 kw   |                                      |
| <b>Type of cylinder</b> | <b>Single stage cylinder hydraulic</b>                                 |                                      |
| Operation mode          | Button/remote key (optional)   |                                      |
| Control mode            | Electrical control/PLC control (optional)                              |                                      |
| Derive mode             | <b>Single hydraulic cylinder drive and 2 chain balance</b>             |                                      |
| Voltage                 | 220 V/380 V, 50/60 HZ 1/3 Phase (can be customized)                    |                                      |
| Surface treatment       | Powder coated/hot-galvanized(optional)                                 |                                      |
| Color                   | Depend on you  |                                      |
| Control box type        | Waterproof control box/normal control box / Iron control box(optional) |                                      |


## PRODUCT DETAILS

01



**DETAILS-I**  
Single hydraulic type.

02



### **DETAILS-2**


The car platform use the totally enclosed design, to avoid leakage of rain and snow or water pollution in the lower cars.

# PROTECT DEVICE



### Falling proof device:

There are 6 unlock holes, automatic locking, to prevent the car platform suddenly fall.



**01**

- Limit switch: limit car platform lifting height, we can adjust the lifting height.

**02**

- Photoelectric switch: when the equipment work, if photoelectric switch feel have someone or something under the car platform, the equipment will stop running.



**03**

- Water proof control box can waterproof, and have emergency stop button and self-lock button, control box have keys to prevent non managers from operating the device after locking.




# PRODUCT ADVANTAGE

## BACK LEG

Unite 

VS

Other company



Yes


More stable and safer



No

No back leg

## COLUMN

Unite 

VS

Other company



Yes

Reinforcing square pipe is added at both sides of column, increase the strength of the column, more solid and safe.



No

Not have

## POWER UNIT

Unite 

VS

Other company



Yes

Famous Chinese brands:Huasheng electric machinery, specially for parking. The valve plate use aluminium alloy material.



No

The valve plate is made of cast aluminium mould with low hardness and poor quality.

## ELECTRIC CONTROL BOX

Unite 

VS

Other company



Yes

Bigger electrical box, the distance between the electrical appliances is increased simultaneously, better heat dissipation, each connection line has independent wiring hole to avoid sharing, fully meet the requirements of CE standards.



No

The electric control box is small and several connecting wires share a connecting hole, and the safety hazard exists, and the utility model does not conform to the CE standard.



## CONTROL BOX

Unite




VS

Other company



Yes



No

Waterproof and dustproof, suitable for outdoor use. Control box keys are not common to each other.

Ordinary control box, non waterproof, universal key.


## SLIDER ASSEMBLY

Unite



VS

Other company



Yes



No

Chain wheel: Galvanized, Removable replacement, The walking wheel is fixed with the shaft pin to prevent the shedding.

Chain wheel: Paint, Irreplaceable, The running wheel is fixed with a spring and is easy to fall off.

# APPLICATION

Russia:



Colombia:



Peru:



Indonesia:



United Kingdom:



Vietnam:



# PRODUCTION PROCESS



Purchase of raw materials



Laser plasma cutting,  
high accuracy and beautiful.



Bending



Welding



Surface treatment of  
steel structure.



Powder coated



Quality inspection and  
assembly test.



Package



Delivery

# PACKAGING & SHIPPING

